



GHANASHYAM HEMALATA VIDYAMANDIR, PURI

C.B.S.E. BOARD RESULT CLASS - X

S.NO	YEAR	NO OF REGISTERED STUDENTS	NO OF STUDENTS PASSED	PASS PERCENTAGE
1	2024-25	58	58	100%
2	2023-24	58	58	100%
3	2022-23	58	58	100%
4	2021-22	59	59	100%
5	2020-21	71	71	100%
6	2019-20	99	99	100%
7	2018-19	70	69	99%
8	2017-18	62	62	100%
9	2016-17	64	64	100%
10	2015-16	62	62	100%
11	2014-15	39	39	100%
12	2013-14	47	47	100%
13	2012-13	44	44	100%
14	2011-12	29	29	100%
15	2010-11	33	33	100%
16	2009-10	22	22	100%
17	2008-09	30	23	77%



GHANASHYAM HEMALATA VIDYAMANDIR, PURI

C.B.S.E. BOARD RESULT CLASS - XII

S.NO	YEAR	NO OF REGISTERED STUDENTS	NO OF STUDENTS PASSED	PASS PERCENTAGE
1	2024-25	47	47	100%
2	2023-24	19	19	100%
3	2022-23	36	36	100%
4	2021-22	27	27	100%
5	2020-21	46	46	100%
6	2019-20	33	33	100%
7	2018-19	41	40	98%
8	2017-18	21	21	100%
9	2016-17	36	35	97%
10	2015-16	13	13	100%
11	2014-15	14	14	100%
12	2013-14	18	16	89%



Central Board of Secondary Education School Performance Report Card (2024-25)

(Based on "Average Marks" Analysis of Class X and XII Board Examination)

School Profile

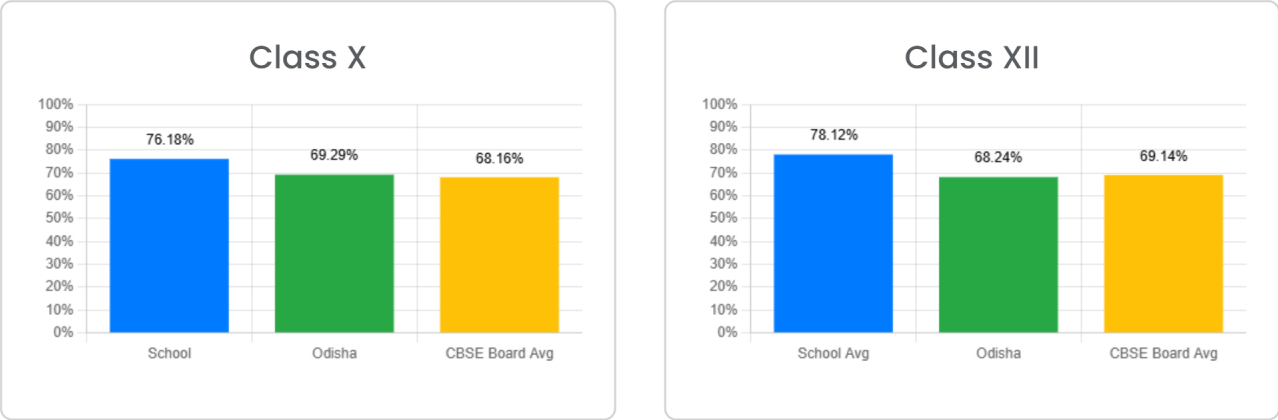
School Code	15368
School Name	GHANSHYAM HEMLATA VIDYA MANDIR PURI OD
Affiliation Number	1530063
Region/State	Bhubaneswar/Odisha
Session	2024-2025

Performance in Board Examination

Definition of Average: Overall Average is calculated by dividing the Total Marks Scored in All Subjects by the Total Number of Subject Instances taken by a student.

Overall Average = $\frac{\text{Total Marks Scored in All Subjects}}{\Sigma(\text{Number of Subjects per Student})}$

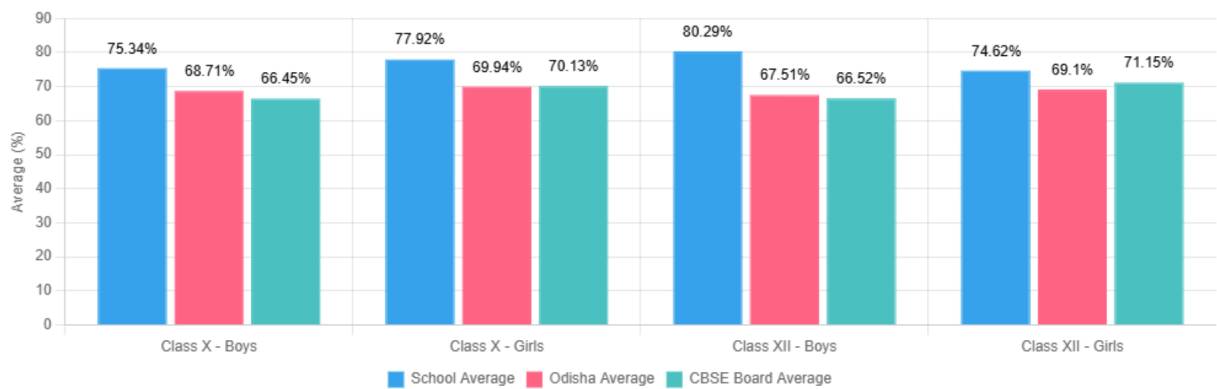
School Average Marks



Class	Total Students	School Avg.	Odisha Avg.	CBSE Board Avg.	Highest in Odisha	Highest in CBSE Board	Diff. from State Highest	Diff. from CBSE Board Highest
Class X	58	76.18%	69.29%	68.16%	87.34%	94%	-11.16%	-17.82%
Class XII	47	78.12%	68.24%	69.14%	84.12%	92.72%	-6.0%	-14.6%

Gender-wise Performance

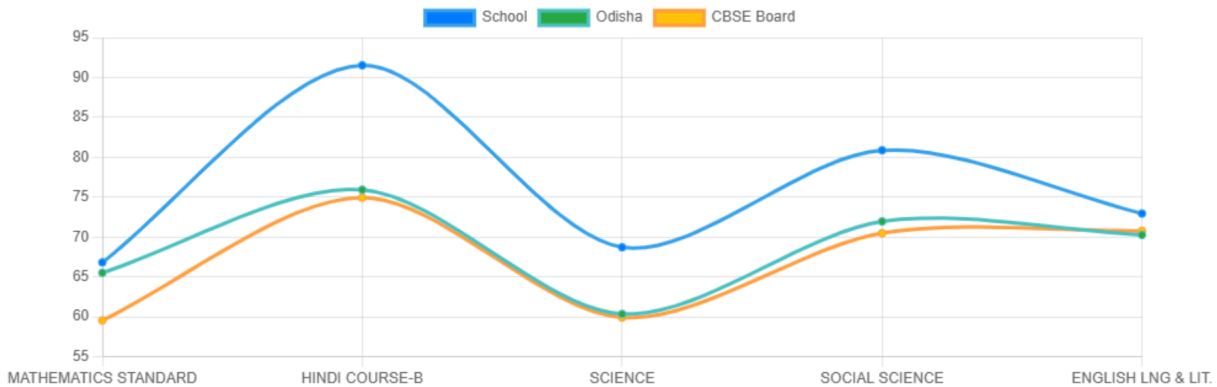
Performance of Boys and Girls (Class X & XII)



Parameters	Class X		Class XII	
	Boys	Girls	Boys	Girls
Total Students	39	19	29	18
School Average	75.34%	77.92%	80.29%	74.62%
Odisha Average	68.71%	69.94%	67.51%	69.1%
CBSE Board Average	66.45%	70.13%	66.52%	71.15%
Odisha Highest	88.56%	91.08%	90.04%	84.56%
CBSE Board Highest	95.6%	95.8%	98.2%	96.4%
Difference from Odisha Highest	-13.22%	-13.16%	-9.75%	-9.94%
Difference from CBSE Board Highest	-20.26%	-17.88%	-17.91%	-21.78%

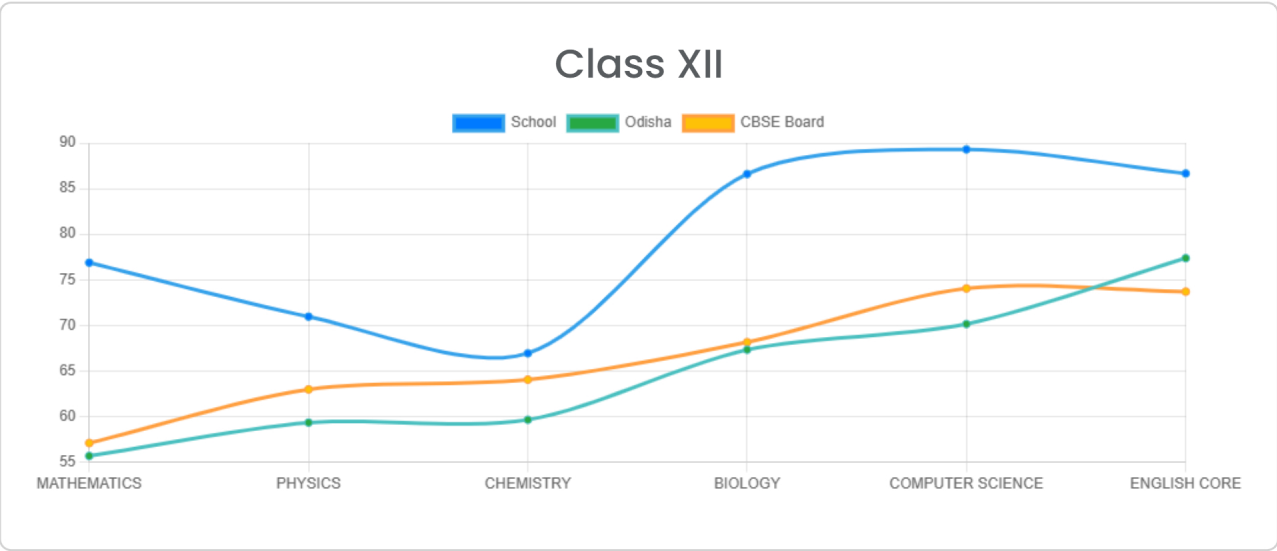
Subject-Wise(Averages)

Class X



Class X

Subject	School Avg.	Odisha Avg.	CBSE Board Avg.
MATHEMATICS STANDARD	66.83%	65.52%	59.56%
HINDI COURSE-B	91.53%	75.93%	74.95%
SCIENCE	68.72%	60.36%	59.92%
SOCIAL SCIENCE	80.88%	71.96%	70.49%
ENGLISH LNG & LIT.	72.95%	70.27%	70.78%



Class XII

Subject	School Avg.	Odisha Avg.	CBSE Board Avg.
MATHEMATICS	76.88%	55.68%	57.1%
PHYSICS	70.96%	59.34%	62.98%
CHEMISTRY	66.94%	59.65%	64.05%
BIOLOGY	86.6%	67.33%	68.16%
COMPUTER SCIENCE	89.3%	70.15%	74.05%
ENGLISH CORE	86.66%	77.37%	73.7%